



Lisbon
Addictions 2015

23–25 September 2015
Lisbon, Portugal

**The First European conference on
addictive behaviours and
dependencies — a major new event in
the addictions calendar**

Lisbon, 23–25 September 2015

REGISTER NOW — only a few places left!

For more information: www.lisbonaddictions.eu

| 36



European Monitoring Centre
for Drugs and Drug Addiction

European Drug Report 2014

Alexis GOOSDEEL

Ljubljana, 31 March 2015


Governmental Commission on Drugs Slovenia



European Drug Report (EDR) package

EUROPEAN DRUG REPORT PACKAGE 2014

A set of interlinked elements allowing full access to the available data and analysis on the drug problem in Europe

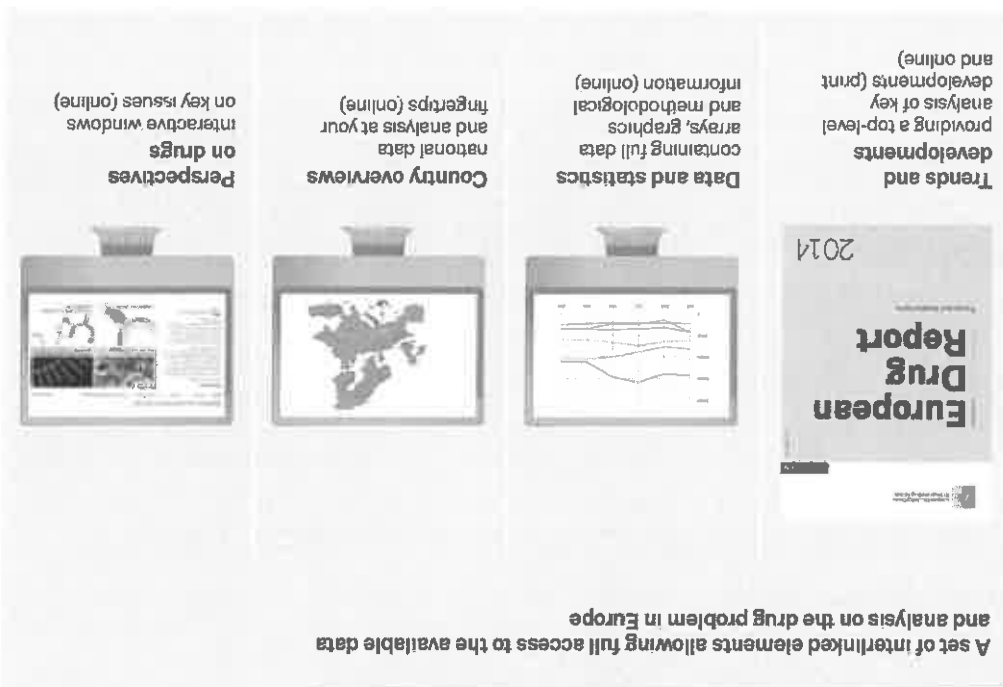


Trends and developments providing a top-level analysis of key developments (print and online)

Data and statistics containing full data arrays, graphics and methodological information (online)

Country overviews national data and analysis at your fingertips (online)

Perspectives on drugs interactive windows on key issues (online)



European Monitoring Centre
for Drugs and Drug Addiction



emcdda.europa.eu/edr2014

| emcdda.europa.eu

twitter.com/emcdda


facebook.com/emcdda

youtube.com/emcddatube

flickr.com/photos/emcdda

Conclusions


- Increasingly complex market — with old/new drug divide becoming less relevant
- Polydrug use the norm — boundaries blurred between illicit substances, NPS, medicines, alcohol
- Policies and responses that target a single substance, losing their traction
- Understanding these new patterns key for public health



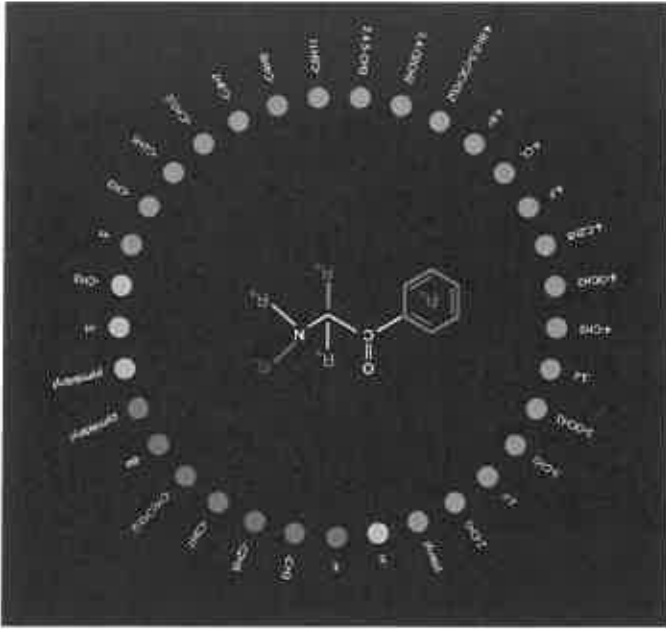
| 34

The European drug policy landscape in 2014

- Stagnation and decline in EU heroin and cocaine indicators, but replacement substances cause concern
- Synthetic drugs including NPS — an active and multifaceted market
- Clear progress made on major public health objectives
- National-level exceptions still a challenge

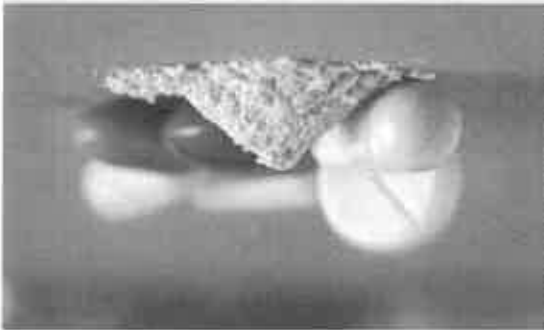


| 3



- e.g. mephedrone and MPDV, have carved a space in the illicit stimulants market in some countries.
- Prevalence levels remain low but injection a concern
- Widespread IDU: HU, RO
- Pockets IDU: ES, UK, IE, AT
- Chem-sex

New concern: injection of synthetic cathinones



New drugs

Reducing harm in nightlife settings: need for an integrated approach

European level standards exist

e.g. Club Health and Safer Nightlife

Guidelines developed — handling drug-related emergencies



Club Health guidelines and recommendations for healthy and safer nightlife of youth



A set of standards to improve health and safety in recreational nightlife venues



Staff training for nightlife premises



NightSCOPE

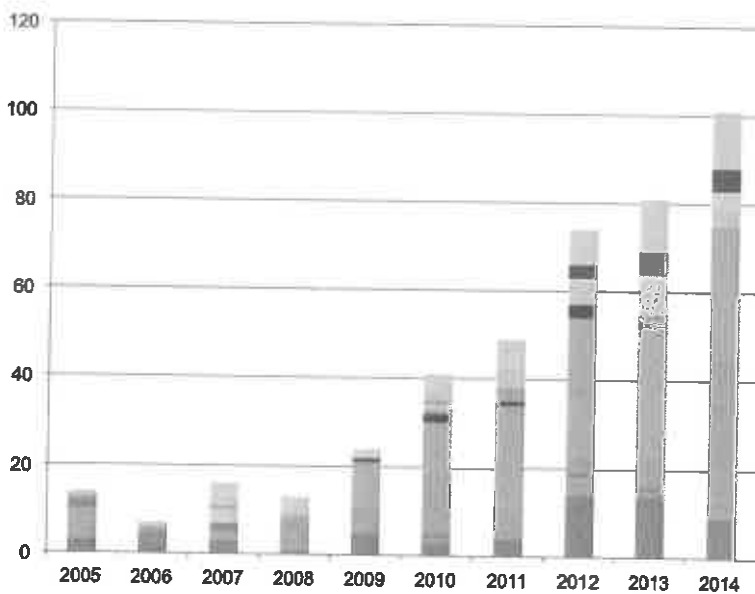


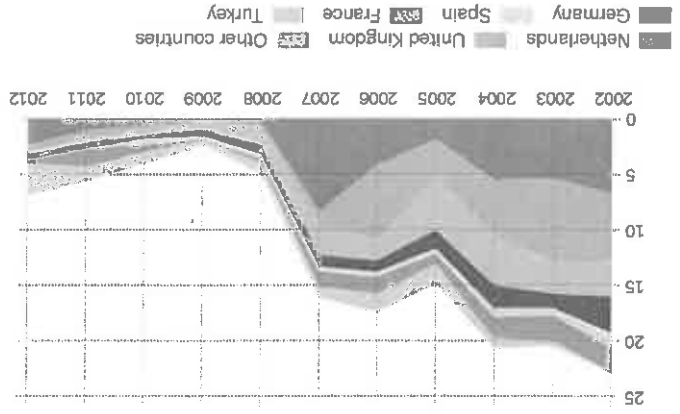

Case studies of collected legislative and policy measures



Media influence on nightlife

New Psychotropic Substances





- Low and stable prevalence trends
- Seizures decline — small rebound
- Upturn mirrored in purity data
- Role of precursor controls (PMK)

Ecstasy: increased availability of high purity MDMA powder



- Sold as 'legal highs', 'research chemicals', 'food supplements'
- e.g. pregabalin, used for treating anxiety
- carfentanil, an opioid used to tranquilise large animals
- phenazepam, a benzodiazepine

Early Warning System: more medicines detected

Amphetamine use stable: new methamphetamine outbreaks

CZ and SK: longer term entrenched patterns of use, but treatment up

CZ/DE: cross border markets

North: interlinked with amphetamine

South: crystal smoking for first time, pipes used

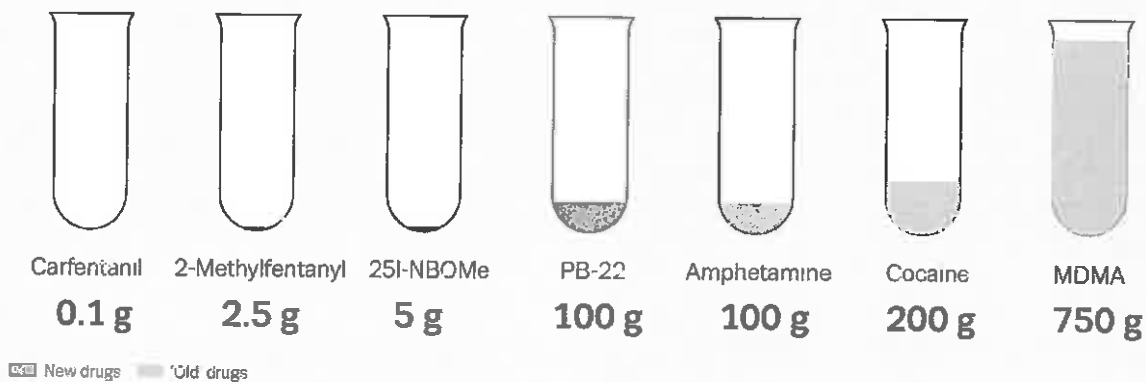
MSM in large cities — IV use (slamming)



Concern around high potency products

New synthetic opioids and hallucinogens
 Tiny quantities can produce multiple doses

HOW MUCH PURE DRUG IS NEEDED TO MAKE 10,000 DOSES?




Internet a growing marketplace

For supply of 'new' and 'old' drugs

651 websites selling 'legal highs' to Europeans, 2013

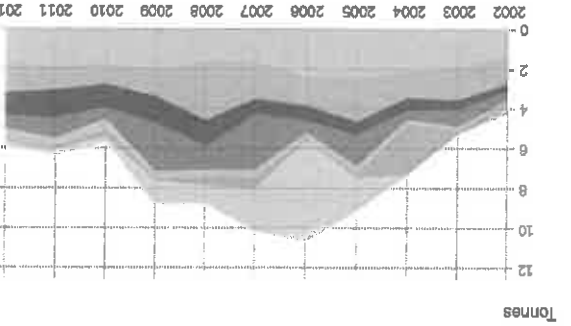
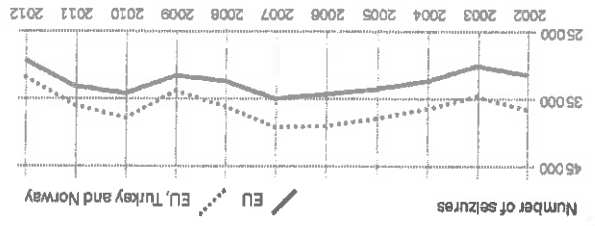
Growth of anonymising networks, 'darknets'

Transnational — difficult to control

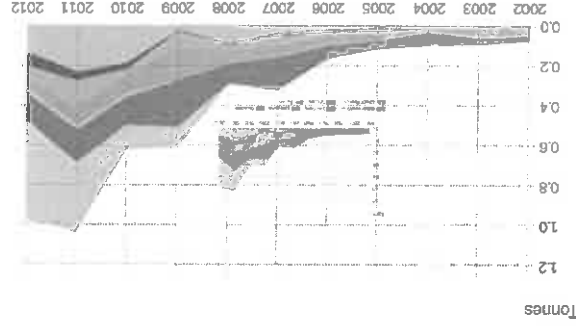
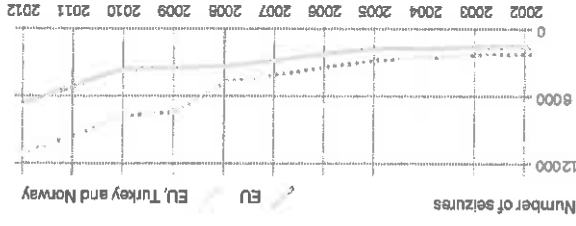


Amphetamines supply: signs of increased production of methamphetamine

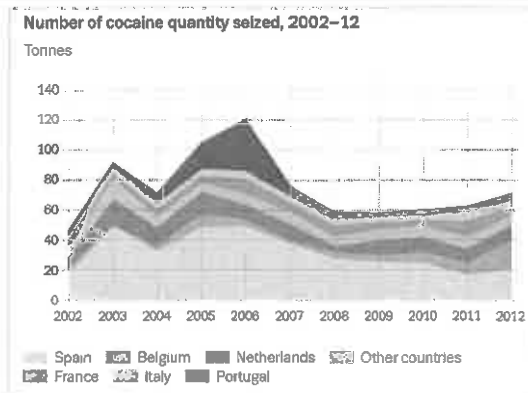
Number of amphetamine seizures and quantity seized, 2002–12



Number of methamphetamine seizures and quantity seized, 2002–12




Cocaine: continued signs of decline

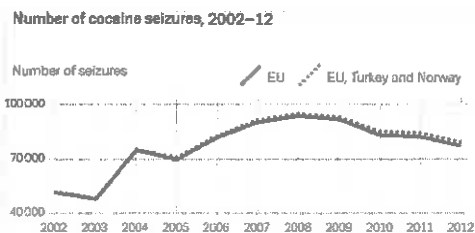


Quantity of cocaine seized — stable (drop from 2006)

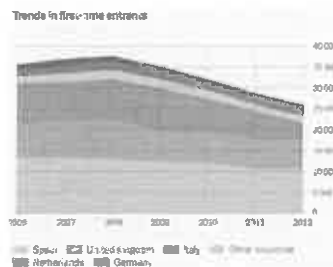
Declines in 11 of 12 new surveys



Seizures decline from 2008

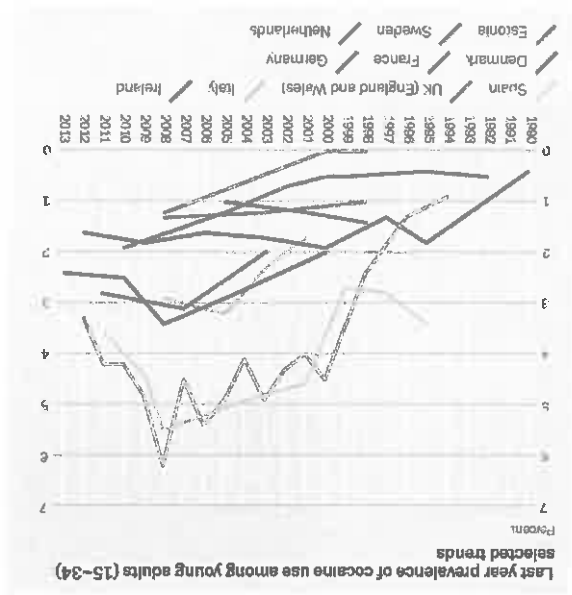


Decrease for first-time treatment entrants



Cannabis





Most commonly used stimulant, but...
Declines seen for higher prevalence countries
And in 11 of 12 new surveys

Cocaine: continued signs of decline



73.6 million adults ever used cannabis
14.6 million young adults used last year

Cannabis: Europe's most commonly used drug

A geographically divided stimulant market

Predominant stimulant drug by last year prevalence among young adults (15–34)



2.2 million Europeans (15–34 years old) used cocaine in the last year

1.2 million used amphetamines

1.3 million used ecstasy

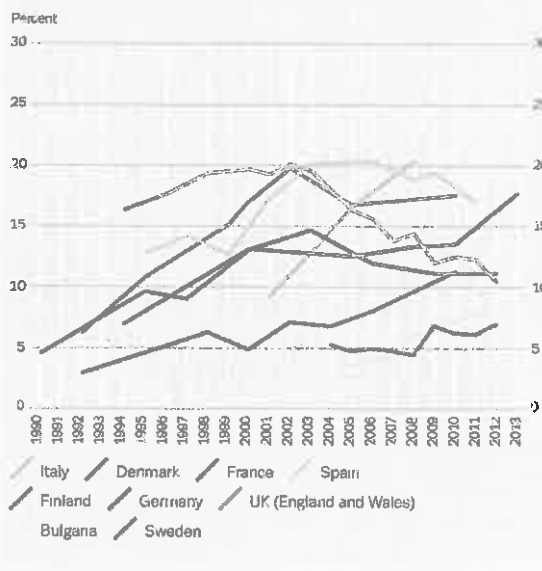
Cannabis: divergent national trends

9 countries — statistically significant trend

Regional patterns observable

Latest surveys — divergence continues


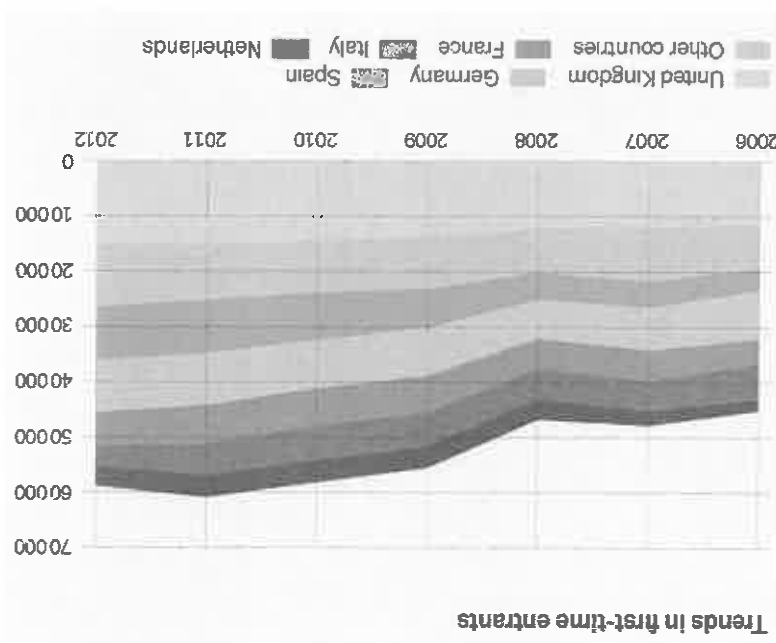
Last year prevalence of cannabis use among young adults (15–34) countries with statistically significant trends



Cannabis-related problems continue

Almost 1% of adults
daily users

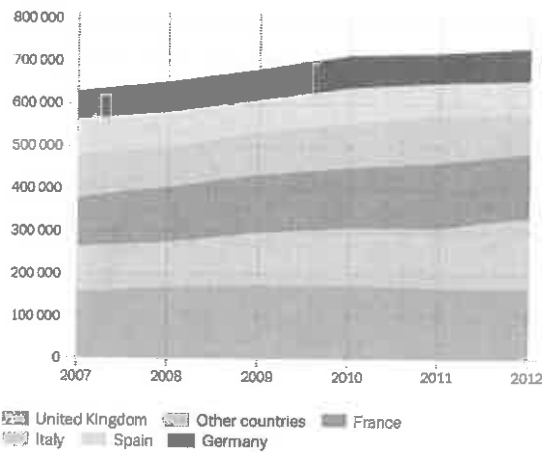
Most frequently
reported drug by
new treatment
entrants



Stimulants

More than a million receive treatment in Europe

Trends in number of clients in opioid substitution treatment

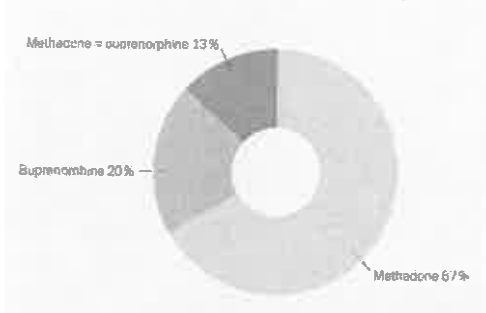


734 000 receiving substitution treatment in Europe in 2012

50% coverage for POU's

Methadone most common (67%)

Predominant opioid substitution medication as a proportion of substitution clients in Europe



Internet treatment: increases access



Offers new ways of engaging with drug users

Psychosocial techniques integrated into a web-based delivery

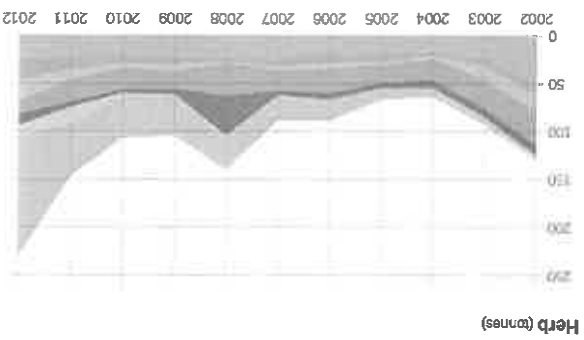
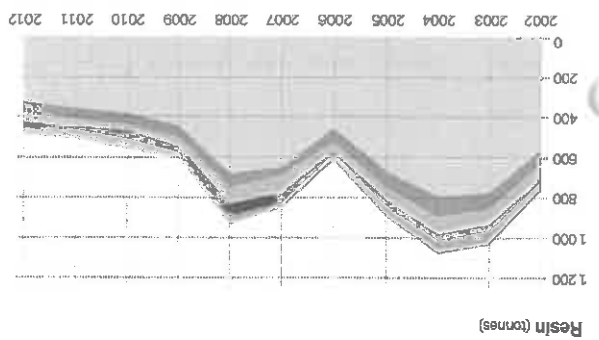
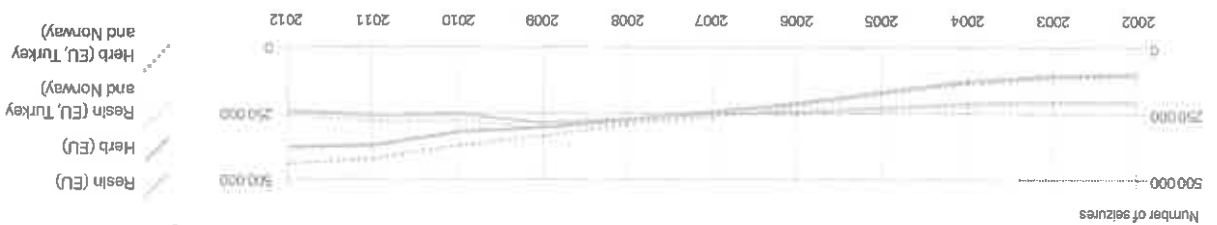
Complements other services



Cannabis market: herbal seizures overtaken resin


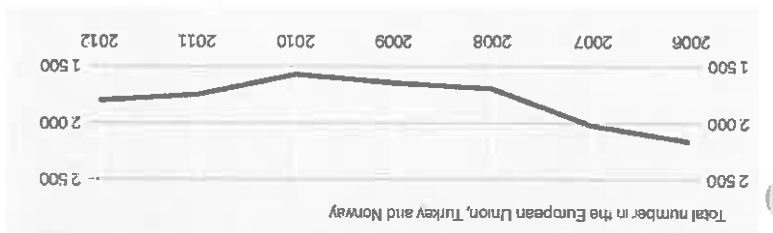
Number of cannabis seizures, and quantity seized in tonnes: resin and herb, 2002-12

>80% of drug seizures



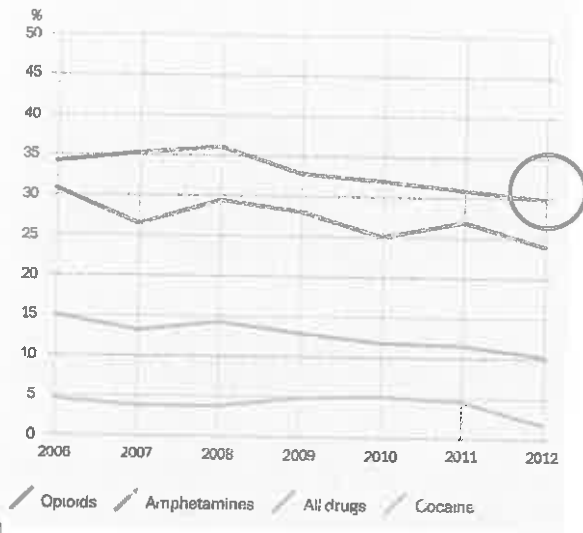
HIV: outbreaks impact on EU trend

2010: Greece and Romania contributed just over 2% of the total number of newly reported diagnoses. 2012: this figure had increased to 37%.



Injecting drug use: long-term decline

Prevalence of injecting in last month among treatment entrants trends among new entrants



Treatment entrants reporting injecting in the last month

Cannabis supply



Domestic production up

Innovation

Cultivation of plants high in THC

Potency increases for herb and recently resin



Acute emergencies for cannabinoids rare, but increasing

Cannabinis-related emergencies — a growing problem in high-prevalence countries

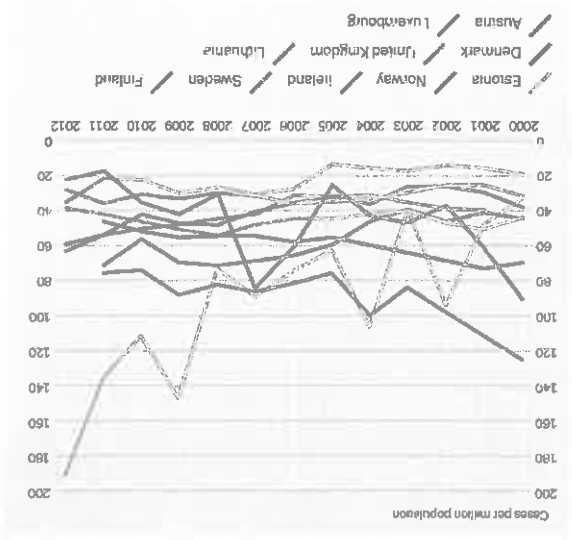
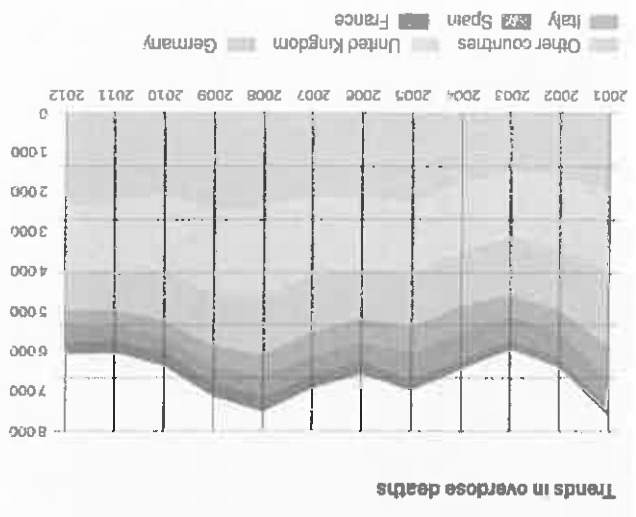
Synthetic cannabinoids — new dimension

Use limited, but can be highly potent



Overdose deaths: overall reduction but increases in some countries

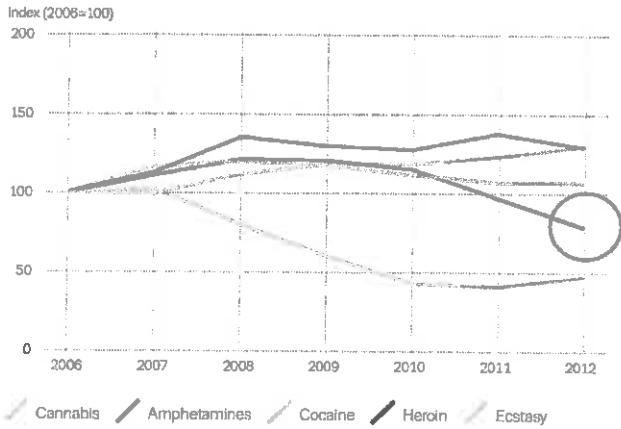
From 7 490 (2008) to 6 100 (2012)



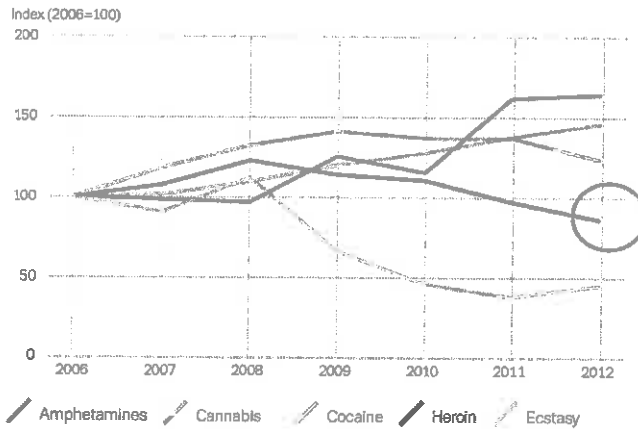
But some countries buck the trend



Decline in heroin-related DLOs



Offences related to possession



Offences related to supply



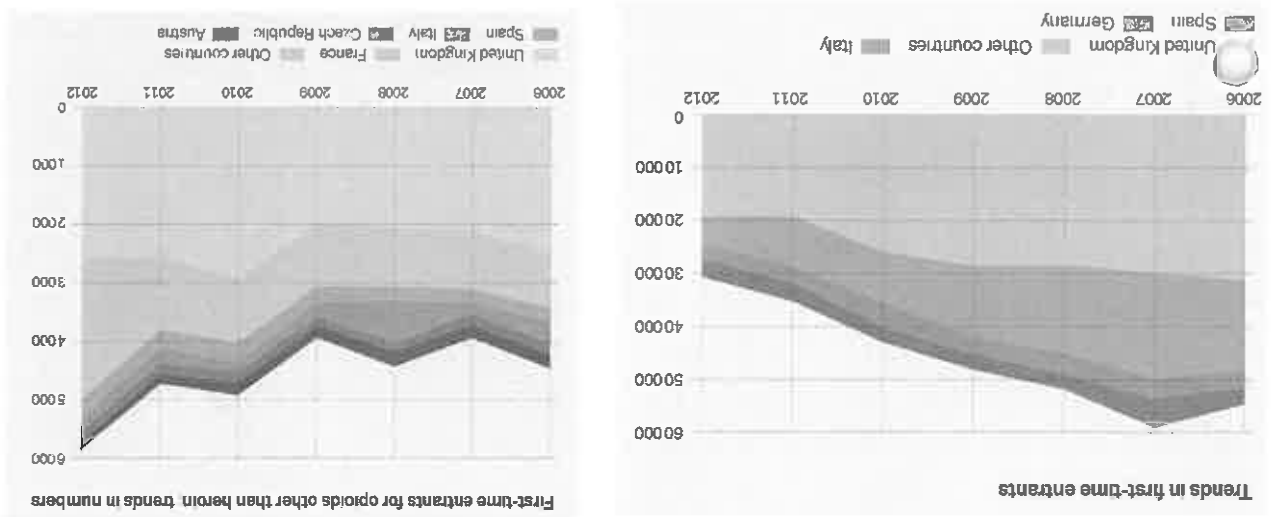
Opioids



1.3 million problem opioid users

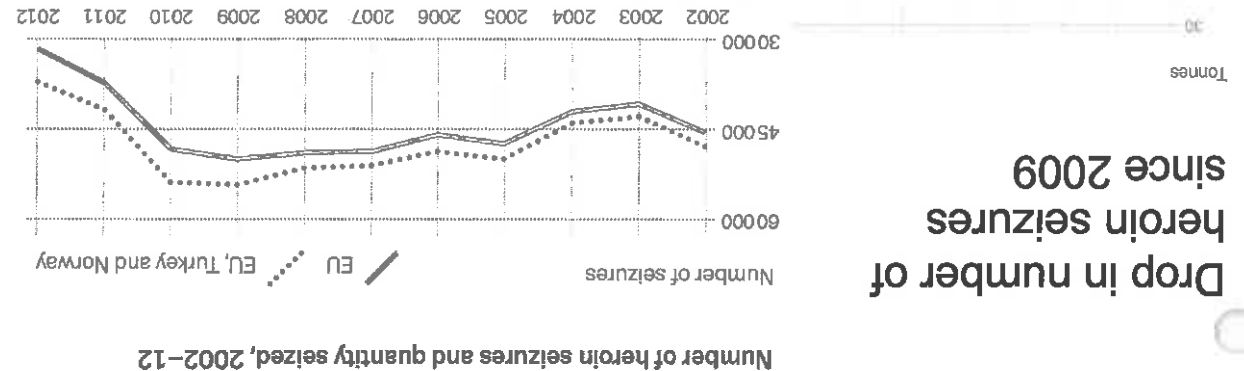
Heroin: decline in new treatment demand

But... increase for opioids other than heroin



In 2012, in 17 countries over 10% of first-time opioid clients

Heroin: overall decline in seizures



Drop in number of heroin seizures since 2009

EU gradual decline in quantities but Turkey